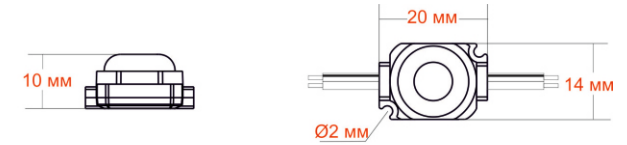
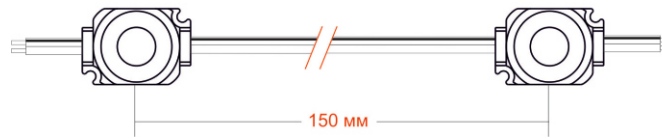


Shine 1

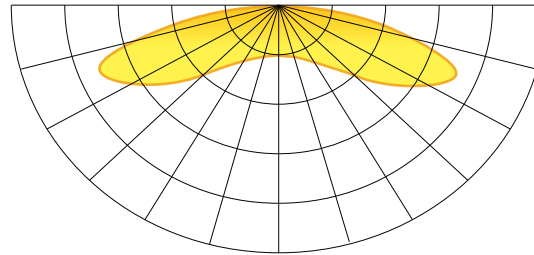


Installation size and step



Ideal for light boxes and three-dimensional letters with a depth of 30-80 mm. To achieve uniform illumination, only 49 modules per 1 square meter of the product are enough. For a depth of 80 mm, the module installation step is 140 mm.

Light scattering angle



Scattering angle: 170°

Technical information

Available colors:	<input type="radio"/>	<input checked="" type="radio"/>
Power	0,5W	0,5W
Light flux	50 lm	9 lm
Crystal type	2835	
Operating voltage	12V DC	
Glow temperature	○ 6500 K	
Scattering angle	170°	
Protection class	IP 67	
Working temperature	-25 +50 °C	

Installation:

- Light boxes and volumetric letters
- The recommended installation depth is 30-80 mm

Features and benefits:

- Special polycarbonate lens with light transmission > 88%
- Maximum temperature Tj 65°C
- Brightness drop < 30% after 40,000 hours.
- CRI over 70
- HB level of fire safety
- High level of protection Ip67
- 5-year warranty

Packaging information

Packaging	In a chain	In the package	In a box
Number	20 PCS	300 PCS	3000 PCS
Weight	0,1 kg	1,6 kg	17 kg



Illumination table

Installation depth	luminosity	Installation step by centers of modules	Number per 1 m ²	Power per 1 m ²
30 mm	6500 lx	40 mm	625 PCS	313 W
50 mm	3950 lx	80 mm	169 PCS	85 W
60 mm	2400 lx	100 mm	100 PCS	50 W
70 mm	1780 lx	120 mm	64 PCS	32 W